EXTERNAL WALL TYPES

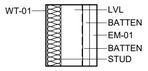

EWT-1
EXTERNAL WALL
9mm MDF (WT-01) / 90mm TIMBER STUD / 150mm LVL STUD / REFLECTIVE VAPOUR BARRIER MEMBRANE / 45mm TIMBER BATTEN / CORRUGATED SHEET TO MATCH EXISTING

Nom. 315mm THICKNESS

MIN FRL: 60/60/60
MIN ACOUSTIC RATING: N/A
THERMAL: R2.7 CSR BATTS OR SIMILAR APPROVED

NOTES:
1. REFER TO INTERNAL ELEVATIONS FOR ALTERNATE WALL FINISH
2. EM-01 ROOF SHEET TO OVERLAP EXISTING BLOCKWORK WALL TO CREATE DESIRED ANGLE

EWT-2
EXTERNAL WALL
2mm GLUE / 40mm STONE

Nom. 42mm THICKNESS

MIN FRL: N/A
MIN ACOUSTIC RATING: N/A
THERMAL: N/A

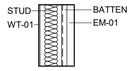

EWT-3
EXTERNAL WALL
9mm MDF (WT-01) / 140mm TIMBER STUD / REFLECTIVE VAPOUR BARRIER MEMBRANE / 35mm BATTEN / CORRUGATED SHEET TO MATCH EXISTING

Nom. 155mm THICKNESS

MIN FRL: 60/60/60
MIN ACOUSTIC RATING: N/A
THERMAL: R2.7 CSR BATTS OR SIMILAR APPROVED

NOTES:
1. REFER TO INTERNAL ELEVATIONS FOR ALTERNATE WALL FINISH
2. EM-01 ROOF SHEET TO OVERLAP EXISTING BLOCKWORK WALL TO CREATE DESIRED ANGLE

INTERNAL WALL TYPES

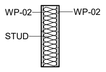

WT-1
INTERNAL WALL
13mm PB / 90mm TIMBER STUD / 13mm PB

Nom. 116mm THICKNESS

MIN FRL: N/A
MIN ACOUSTIC RATING: N/A
THERMAL: R2.5 GLASS FIBRE BATT

NOTES:
1. REFER TO INTERNAL ELEVATIONS FOR FINISHES

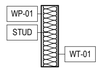

WT-2
INTERNAL WALL
9mm MDF (WT-01) / 90mm TIMBER STUD / 13mm MRPB

Nom. 116mm THICKNESS

MIN FRL: N/A
MIN ACOUSTIC RATING: N/A
THERMAL: R2.7 SIMILAR TO KNAUF KTW355

NOTES:
1. REFER TO INTERNAL ELEVATIONS FOR FINISHES

WT-3
INTERNAL WALL
13mm MRPB / 90mm TIMBER STUD / 13mm MRPB

Nom. 116mm THICKNESS

MIN FRL: N/A
MIN ACOUSTIC RATING: N/A
THERMAL: R2.7 SIMILAR TO KNAUF KTW355

NOTES:
1. REFER TO INTERNAL ELEVATIONS FOR FINISHES

WT-4

STANDARD INTERNAL PARTITION

90mm TIMBER STUD / 13mm MRPB

Nom. 103mm THICKNESS

MIN FRL: N/A
MIN ACOUSTIC RATING: N/A
THERMAL: R2.0

NOTES:
1. REFER TO INTERNAL ELEVATIONS FOR ALTERNATE WALL FINISH.
2. BATHOOM CORRIDOR FINISHED WITH VINYL, WALL JUNCTION MUST BE FINISHED FLUSH.

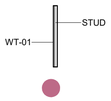

WT-5

CLAD EXISTING WALL

16mm CHANNEL / 9mm MDF (WT-01)

Nom. 25mm THICKNESS

MIN FRL: N/A
MIN ACOUSTIC RATING: N/A
THERMAL: N/A

NOTES:
1. REFER TO INTERNAL ELEVATIONS FOR ALTERNATE WALL FINISH.

NOTES:
1. REFER TO INTERNAL ELEVATIONS FOR ADDITIONAL WALL FINISHES.
2. BATHROOM CORRIDOR FINISHED WITH VINYL, WALL JUNCTION MUST BE FINISHED FLUSH.

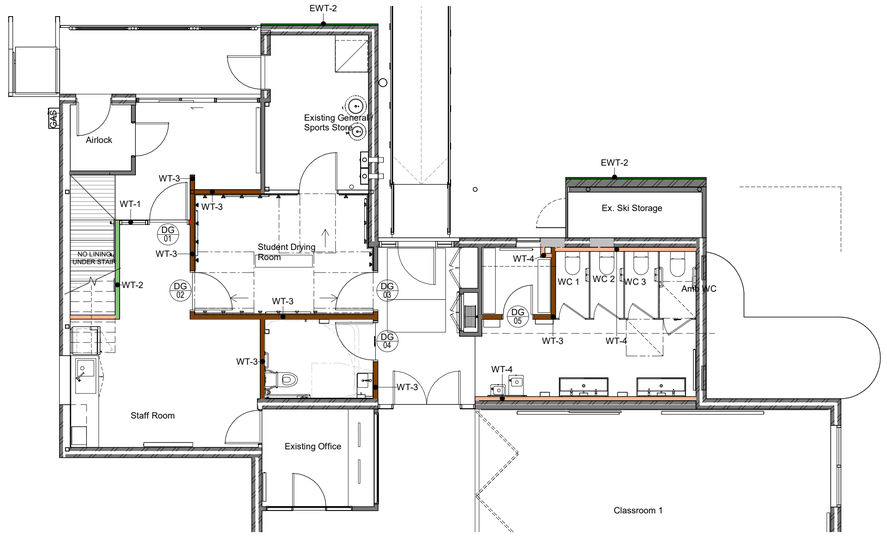

1 A140 Ground Floor (Wall Type Key Plan)
Scale 1 : 75

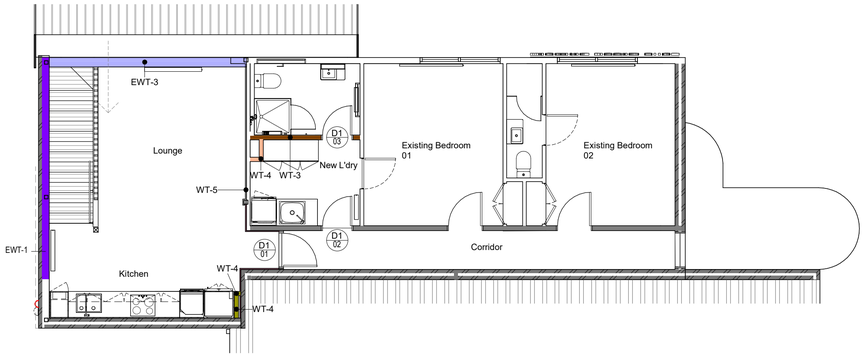

2 A140 Level 1 (Wall Type Key Plan)
Scale 1 : 75

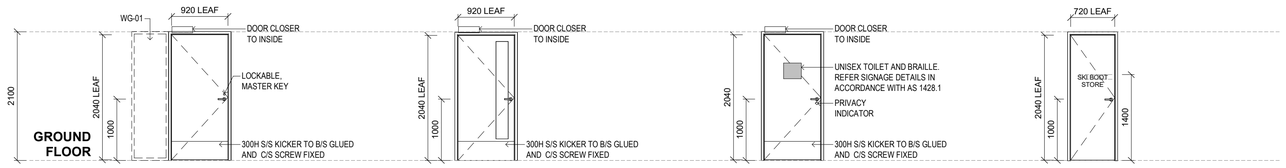

DG-01
APARTMENT ENTRY/STAFFROOM

DESCRIPTION 40mm SOLID CORE DOOR WITH PLY FACE (C GRADE RADIATA PINE)
FRAME 42W x 19mmTH HARDWOOD TO SUIT WALL THICKNESS
NOTES ARCHITRAVE: 42x12mm HARDWOOD, SQUARE PROFILE FINISH: PP-01 AS SCHEDULED HARDWARE: REFER TO LOCKING & HARDWARE SCHEDULE

DG-02, DG-03
STUDENT DRYING ROOM

DESCRIPTION 40mm SOLID CORE DOOR WITH PLY FACE (C GRADE RADIATA PINE) WITH VIEWING PANEL
FRAME 42W x 19mmTH HARDWOOD TO SUIT WALL THICKNESS
NOTES ARCHITRAVE: 42x12mm HARDWOOD, SQUARE PROFILE FINISH: PP-04 AS SCHEDULED HARDWARE: REFER TO LOCKING & HARDWARE SCHEDULE VIEWING PANEL: 6.38mm TOUGHENED GLASS

DG-04
ACCESSIBLE BATHROOM

DESCRIPTION 40mm SOLID CORE DOOR WITH PLY FACE (C GRADE RADIATA PINE)
FRAME 42W x 19mmTH HARDWOOD TO SUIT WALL THICKNESS
NOTES ARCHITRAVE: 42x12mm HARDWOOD, SQUARE PROFILE FINISH: PP-04 AS SCHEDULED HARDWARE: PRIVACY SNIB, REFER TO LOCKING & HARDWARE SCHEDULE

DG-05
SKI BOOT STORE

DESCRIPTION 40mm SOLID CORE DOOR WITH PLY FACE (C GRADE RADIATA PINE)
FRAME 42W x 19mmTH HARDWOOD TO SUIT WALL THICKNESS
NOTES ARCHITRAVE: 42x12mm HARDWOOD, SQUARE PROFILE FINISH: PP-01 AS SCHEDULED HARDWARE: REFER TO LOCKING & HARDWARE SCHEDULE

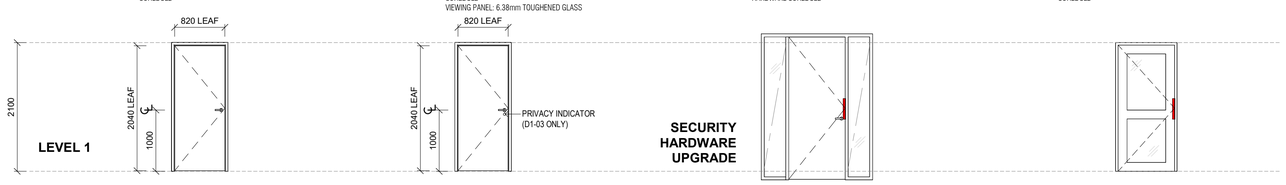

D1-01
CORRIDOR

DESCRIPTION 40mm SOLID CORE DOOR WITH PLY FACE (C GRADE RADIATA PINE)
FRAME 42W x 19mmTH HARDWOOD TO SUIT WALL THICKNESS
NOTES ARCHITRAVE: 42x12mm HARDWOOD, SQUARE PROFILE FINISH: PP-01 AS SCHEDULED HARDWARE: REFER TO LOCKING & HARDWARE SCHEDULE

D1-02, D1-03
LAUNDRY, BATHROOM

DESCRIPTION 40mm SOLID CORE DOOR WITH PLY FACE (C GRADE RADIATA PINE)
FRAME 42W x 19mmTH HARDWOOD TO SUIT WALL THICKNESS
NOTES ARCHITRAVE: 42x12mm HARDWOOD, SQUARE PROFILE FINISH: PP-01 AS SCHEDULED HARDWARE: REFER TO LOCKING & HARDWARE SCHEDULE

DX-01
MAIN RAMP ENTRY DOOR

DESCRIPTION BLOCKER PLATE RETROFITTED TO EXISTING DOOR HARDWARE
FRAME
NOTES

DX-02
MAIN RAMP ENTRY DOOR

DESCRIPTION BLOCKER PLATE RETROFITTED TO EXISTING DOOR HARDWARE
FRAME
NOTES

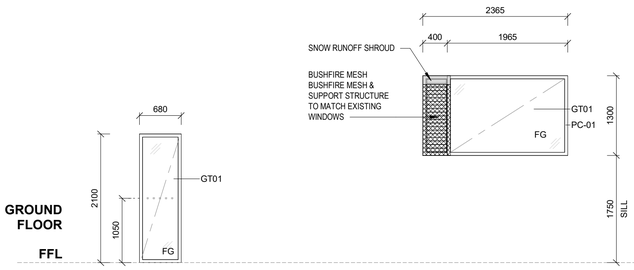

W1-01
ENTRY - STAFF ROOM

DESCRIPTION TIMBER FRAMED FIXED WINDOW ADJACENT TO DG-01
FRAME 50mmTH x 100mmNOM. (TO SUIT WALL THICKNESS) HARDWOOD
NOTES PP-01 FINISH DECALS REQUIRED 6.38mm TOUGHENED GLASS

W2-01
APARTMENT LOUNGE

DESCRIPTION CAPRAL - 425 NARROWLINE DOUBLE GLAZED FRAMING SYSTEM
FRAME ALUMINUM FRAME - ANODISED FINISH
NOTES 12mm MDF TO LINE REVEAL, PENCIL ROUND EXPOSED EDGES TO INSIDE. PAINT FINISH, COLOUR TBC FIXED - DOUBLE GLAZED TYPE Minimum U=4.08 SHGC=0.56 plus or minus 5%

LOUVRE - ALTAIR IGLU BLADE
LOUVRE WITH RING HANDLE AND MAP ROD

LOUVRE - GLAZING TYPE Minimum U=4.29 SHGC=0.47 plus or minus 5%

Rev.	Date	Description
T1	03.08.2022	ISSUED FOR TENDER

Insulation Notes

1. Existing metal clad walls has R2.0 insulation
2. All floors to have minimum R4.0 insulation
3. Existing roof to have R8.0 ceiling insulation
4. Proposed roof to have R8.0 ceiling insulation and vapour permeable sarking Enviroseal HTF-IT or similar below metal roof sheet.

New Walls

DOOR AND WINDOW GENERAL NOTES

1. ALL DOOR AND WINDOW SIZES INDICATE NOMINAL UNIT SIZE. VERIFY STRUCTURAL OPENINGS ON SITE AND CONFIRM ALL UNIT SIZES PRIOR TO FABRICATION. REFER TO PLAN FOR SWING DIRECTION
2. NO GAPS LARGER THAN 3MM IN ACCORDANCE WITH AS 3959 CONSTRUCTION OF BUILDINGS IN BUSHFIRE ZONES.
3. ALL GLAZING TO BE IN ACCORDANCE WITH AS1288 & BCA SECTION J
4. REFER TO DOOR HARDWARE SCHEDULE FOR DOOR HARDWARE U.N.O.
5. ALL ALUMINIUM DOOR SYSTEMS TO BE OF COMMERCIAL QUALITY AND FINSIHED WITH **PT-01** FINISH.
6. PROVIDE WHEELCHAIR THRESHOLDS TO EXTERNAL DOOR SILLS
7. ALL EXIT DOORS AND DOORS IN THE PATH OF TRAVEL TO BE READILY OPENABLE WITHOUT THE USE OF KEY VIA A SINGLE HANDED DOWNWARD OR PUSHING ACTION ON A SINGLE DEVICE WHICH IS LOCATED BETWEEN 900MM AND 1.1M FROM THE FLOOR BY ANY PERSON SEEKING EGRESS OUT OF THE BUILDING
8. FOR ALL EXTERNAL SIDE HUNG DOORS, WEATHER STRIPS AND DRAFT SEALS TO BE INCLUDED
9. ALL EXTERNAL DOORS TO BE ALARMED AND CONNECTED TO STAFF ROOM CONTROL BOX. REFER SERVICE ENGINEER DOCUMENTATION.
10. EXTERNALGLAZING TO HAVE U VALUE 3.5 OR LOWER SHGC 0.5 OR HIGHER INCLUDING FRAME
11. BUILDER TO PROVIDE SHOP DRAWINGS FOR ARCHITECT APPROVAL PRIOR TO FABRICATION OF ALL DOORS AND WINDOWS
12. REFER TO STRUCTURAL, ELECTRICAL, MECHANICAL, LANDSCAPING AND HYDRAULIC ENGINEERING DOCUMENTATION IN CONJUNCTION WITH ARCHITECTURAL DOCUMENTATION AS REQUIRED
13. ALL DOOR AND WINDOW LOCKS TO BE KEYED ALIKE WITH BQSH (DET/ CLIENT) PREFERED KEYING SYSTEM
14. ALL EXTERNAL FIXED GLAZING TO BE DOUBLE GLAZED AND HAVE U VALUE 3.0 OR LOWER SHGC 0.55 (+/- 10%) INCLUDING FRAME.
15. ALL OTHER EXTERNAL GLAZING TO BE DOUBLE GLAZED AND HAVE U VALUE 3.6 OR LOWER SHGC 0.52 (+/- 10%) INCLUDING FRAME.
16. ALL DOOR IDENTIFICATION TO BE BLACK AND WRITTEN IN HELVETICA FONT (ALL CAPITALS)
17. ALL ACCESSIBLE DOORS TO HAVE MIN.850mm CLEAR OPENING & 2.0m UNOBSTRUCTED HEAD HEIGHTS OR GREATER AS NOMINATED ON THE SCHEDULE
18. ALL ACCESSIBLE DOORS TO HAVE MIN. LUMINANCE CONTRAST OF 30% AS PER CLAUSE 13.1-AS 1428.1-2009.
19. ALL DOORS WITH EXIT SIGNS TO HAVE BRAILLE & TACTILE SIGNAGE IN ACCORDANCE WITH SPEC D3.6- AS 1428.1
20. ALL DISABLED WC TO HAVE BRAILLE & TACTILE SIGNAGE IN ACCORDANCE WITH SPEC D3.6- AS 1428.1.
21. ALL GLAZED DOORS SHALL HAVE MINIMUM OF 5mm TOUGHENED GLASS IN ACCORDANCE WITH AS3959
22. ALL DOOR HANDLES TO BE MOUNTED AT 1000mmAFFL

MASTER KEY SCHEDULE

MASTER KEY TO OPEN ALL DOORS NEW AND EXISTING

MASTER KEY TO OPEN DOORS - DG.02, DG.03, D1.01, D1.02

MASTER KEY TO SCHOOL ENTRY FOYER (EXISTING)

NOTE:

- BUILDER TO ENSURE ALL SUPPLIED KEYS FIT WITH EXISTING AND NEW LOCKING AND DOOR HARDWARE

- BUILDER TO LIAISE WITH SCHOOL PRIOR TO ORDERING

- BUILDER TO ENSURE KEY COLOURS SHOWN TO IDENTIFY KEY TYPE INCLUDED ON PHYSICAL KEY

SECURITY REQUIREMENTS

- BUILDER TO ENSURE EXISTING & NEW BUILDING ENTRY DOORS TO ACCESS SCHOOL ARE FITTED WITH MINIMUM 5mm THICK SECURITY HINGES AND BLOCKER PLATES.

- EXISTING DOORS (D.EX-01, D.EX-02) TO ENTRY POINTS OF SCHOOL REQUIRE NEW SECURITY 5mm HINGES AND BLOCKER PLATE INSTALLED AS PER DOOR HARDWARE SCHEDULE.

maddison architects

maddison architects pty ltd | 1st Floor 98 Bank St. South Melbourne VIC 3205 | 03 9696 3636
maddison@maddisonarchitects.com.au | abn. 97 007 215 643 | reg.no. C50263

project
Falls Creek Primary School Redesign

project no
20220006

project address
15 Slalom St, Falls Creek VIC 3699

client
Victorian Schools Building Authority (VSBA)

drawing
WALL, DOOR & WINDOW SCHEDULE

drawing number	revision	drawn	checked
A510	T1	AF	PM

scale
As indicated @A1

date
03.08.2022

stage
TENDER - NFC

north

Notes
1. All existing conditions, dimensions and levels to be checked on site prior to commencing construction.
2. All existing levels are indicative only. Survey drawing to take precedence over architectural drawings.
3. Builder to refer any inconsistencies to the Architect for clarification.
4. Builder to check that this drawing is the most recent amendment.
5. Do not scale the drawings.